



S 0.75

JORNAL da REPÚBLICA

PUBLICAÇÃO OFICIAL DA REPÚBLICA DEMOCRÁTICA DE TIMOR - LESTE

SUMÁRIO

SECRETARIADO TÉCNICO ADMINISTRAÇÃO ELEITORAL (STAE):

Acta Verificação Base de Dados 2008	1030
Acta Resultado Total Eleitores 2008 por Distrito	1033

ACTA VERIFICAÇÃO BASE DE DADOS 2008

Iha loron 18 de Dezembro de 2008, tuku 10:00 horas dader, membrus husi Comissão Nacional de Eleições (CNE) hasoru malu ho Secretariado Técnico da Administração Eleitoral (STAE) atu hare kona ba resultado Actualização Base de Dados 2008. No mós STAE informa ba Comissario sira kona ba actividade tuir mai:

1. Rekapitulasi Base de Dados 2008.
2. Resultado Exibição no Mudança ba Base de Dados 2008.
3. Calendariu actualização Base de Dados 2008.

No.	Distrito	Total Eleitor 2004	Total Eleitor 2007	Total Eleitor Actualiza	Feto	Mane	Foun	Total Eleitor 2008 *
1	AILEU	18687	21987	13045	6064	6981	920	22868
2	AINARO	25316	29176	16299	7924	8375	1566	30568
3	BAUCAU	51246	62408	43245	21196	22049	6486	68612
4	BOBONARO	40464	49270	37743	19009	18734	4582	53495
5	COVALIMA	24828	29760	19038	9610	9428	2202	31510
6	DILI	91132	100924	66878	31040	35838	8535	107276
7	ERMERA	47735	56873	37562	17834	19728	5741	61628
8	LAUTÉM	37981	32056	28010	14514	13496	3063	35200
9	LIQUIÇÁ	26391	33785	30243	14750	15493	3038	36692
10	MANATUTO	19512	22843	13185	6255	6930	1411	24154
11	MANUFAHI	20979	24734	24195	11598	12597	2904	27623
12	OECUSSE	28955	34395	20959	10747	10212	1876	36518
13	VIQUEQUE	34065	41228	31256	15780	15476	2575	43462
TOTAL		457291	539439	381658	186321	195337	44899	579606

Tabela 1: Rekapitulasi Base de Dados 2008.

* Número total de eleitores de 2008 é menor que a soma dos eleitores de 2007 e os eleitores novos, devido ao fato que alguns eleitores duplicados e mortos já for removidos da base de dados.

No.	Distrito	Mate	Troka Data	Kartao Lakon	Deklarasaun sasin	Reklamasasun	Seluk	Total	Imprimi Kartao	Observasaun		
										Invalido	Estrangeiro	Duplicado
1	AILEU	129	109	5	43	263	1	550	169	13		7
2	AINARO	60	5	0	2	0	0	67	12			0
3	BAUCAU	352	516	28	68	926	90	1980	113			3
4	BOBONARO	283	99	18	41	387	21	849	120		6	337
5	COVALIMA	58	34	1	11	298	1	403	60			10
6	DILI	94	152	1	79	48	25	399	108			7
7	ERMERA	260	237	72	93	511	29	1202	338			87
8	LAUTÉM	246	292	18	7	230	64	857	162			18
9	LIQUIÇÁ	49	276	19	14	250	14	622	427			12
10	MANATUTO	165	87	2	68	208	1	531	74			33
11	MANUFAHI	103	175	35	13	218	17	561	107	111		9
12	OECUSSE	134	24	0	138	1109	0	1405	11		2	105
13	VIQUEQUE	137	413	15	0	436	16	1017	370			33
TOTAL		2070	2419	214	577	4884	279	10443	2071	124	8	661

Tabela 2.: Resultado Exibição no Mudança ba Base de Dados 2008.

REPÚBLICA DEMOCRÁTICA DE TIMOR-LESTE
 MINISTÉRIO DA ADMINISTRAÇÃO ESTADAL E ORDENAMENTO DO TERRITÓRIO
 SECRETARIADO TÉCNICO DE ADMINISTRAÇÃO ELEITORAL
 CALENDÁRIO ACTUALIZAÇÃO BASE DE DADOS (Novembro / 2007 - Dezembro / 2008)




Tabela 3.: Calendariu actualização Base de Dados 2008

Dili, 18 de Dezembro 2008

Tómas do Rosário Cabral
 Director do STAE

Aprova husi CNE:

1. Dr. Faustino Cardoso Gomes _____
2. Arif Abdullah Sagan _____
3. José Agostinho da Costa Belo _____
4. Teresinha Maria Noronha Cardoso _____
5. Vicente Fernanes e Brito _____
6. Sergio de Jesus Fernandes da C. Hornai _____
7. Silvestre Xavier Sufa _____
8. Joana Maria Dulce Victor _____
9. Manuela Leong Pereira _____
10. Maria Angelina Lopes Sarmento _____
11. Pe. Martinho Germano da S. Gusmão _____
12. Lucas de Sousa _____

ACTA RESULTADO TOTAL ELEITORES 2008 POR DISTRITO

Iha loron 18 de Dezembro de 2008, tuku 10:00 horas dader, membrus husi Comissão Nacional de Eleições (CNE) hasoru malu ho Secretariado Técnico da Administração Eleitoral (STAE) atu hare kona ba Resultado Total Eleitores 2008 por Distrito. No mós STAE informa ba Comissario sira kona ba actividade tuir mai:

1. Resultado Total Eleitores 2008 por Distrito.

NO.	DISTRITO	MANE	MANE (%)	FETO	FETO (%)	TOTAL
1	AILEU	12038	52.64	10830	47.36	22868
2	AINARO	15493	50.68	15075	49.32	30568
3	BAUCAU	34429	50.18	34183	49.82	68612
4	BOBONARO	26546	49.62	26949	50.38	53495
5	COVALIMA	15694	49.81	15816	50.19	31510
6	DILI	58241	54.29	49035	45.71	107276
7	ERMERA	31569	51.23	30059	48.77	61628
8	LAUTÉM	17063	48.47	18137	51.53	35200
9	LIQUIÇÁ	18786	51.20	17906	48.80	36692
10	MANATUTO	12264	50.77	11890	49.23	24154
11	MANUFAHI	14341	51.92	13282	48.08	27623
12	OECUSSE	18100	49.56	18418	50.44	36518
13	VIQUEQUE	21577	49.65	21885	50.35	43462
TOTAL		296141	51.09	283465	48.91	579606

Total Eleitores per Distrito

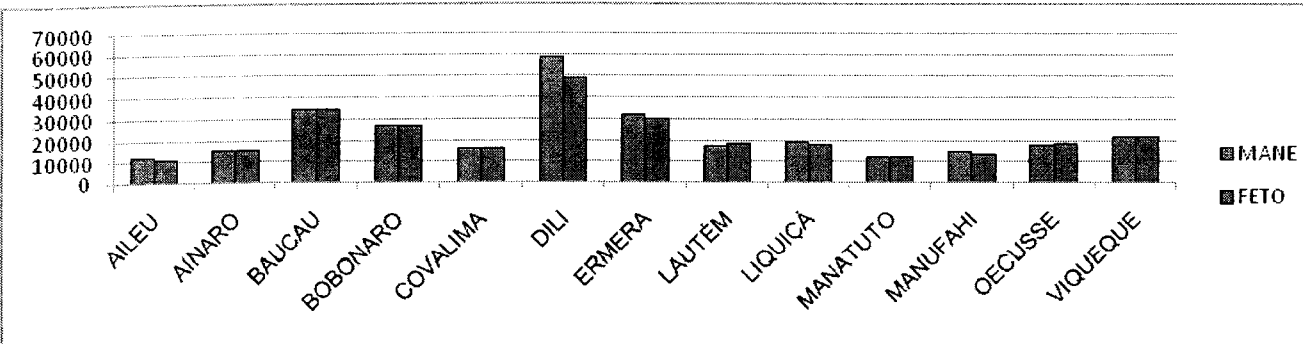
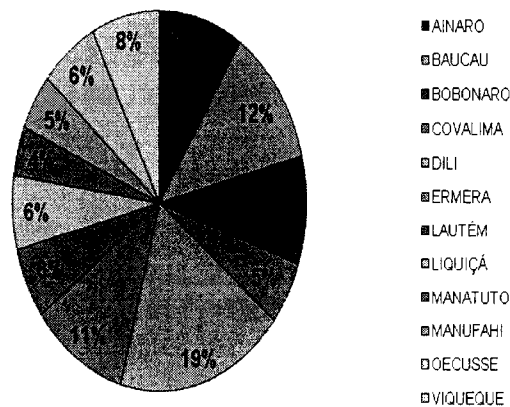



Tabela 1.: Resultado Total Eleitores 2008 por Distrito.

Apróva husi CNE:


1. Dr. Faustino Cardoso Gomes _____
2. Arif Abdullah Sagan _____
3. José Agostinho da Costa Belo _____
4. Teresinha Maria Noronha Cardoso _____
5. Vicente Fernanes e Brito _____
6. Sergio de Jesus Fernandes da C. Hornai _____
7. Silvestre Xavier Sufa _____
8. Joana Maria Dulce Victor _____
9. Manuela Leong Pereira _____
10. Maria Angelina Lopes Sarmento _____
11. Pe. Martinho Germano da S. Gusmão _____
12. Lucas de Sousa _____

Distrito	Subdistrito	Suco	Mane	Mane (%)	Feto	Feto (%)	Total	
AILEU	AILEU VILA	AISSIRIMOU	785	53.66	678	46.34	1463	
		BANDUDATO	206	48.70	217	51.30	423	
		FAHIRIA	458	51.52	431	48.48	889	
		FATUBOSSA	528	52.38	480	47.62	1008	
		HOHOLAU	388	55.35	313	44.65	701	
		LAHAE	262	51.17	250	48.83	512	
		LAUSI	341	50.07	340	49.93	681	
		SABORIA	206	51.63	193	48.37	399	
		SELOI KRAIK	749	51.73	699	48.27	1448	
		SELOI MALERE	937	53.21	824	46.79	1761	
		SUCO LIURAI	954	51.54	897	48.46	1851	
	SUB-TOTAL			5814	52.21	5322	47.79	11136
	LAULARA	COTOLAU	411	53.87	352	46.13	763	
		FATISI	303	55.49	243	44.51	546	
		MADABENO	423	50.84	409	49.16	832	
		TALITU	304	52.60	274	47.40	578	
		TOHUMETA	167	53.53	145	46.47	312	
	SUB-TOTAL			1608	53.05	1423	46.95	3031
	LEQUIDOE	ACUBILITOHU	263	51.47	248	48.53	511	
		BERELEU	341	54.91	280	45.09	621	
		BETULAU	160	55.94	126	44.06	286	
		FAHISOI	290	48.82	304	51.18	594	
		FATURILAU	157	52.16	144	47.84	301	
		MANUCASSA	152	51.35	144	48.65	296	
		NAMOLESSO	334	53.18	294	46.82	628	
	SUB-TOTAL			1697	52.43	1540	47.57	3237
	REMEXIO	ACUMAU	529	54.54	441	45.46	970	
		FADABLOCO	733	54.58	610	45.42	1343	
FAHISOI		357	50.00	357	50.00	714		
FATURASA		321	52.11	295	47.89	616		
HAUTOHO		222	50.23	220	49.77	442		
MAUMETA		164	54.67	136	45.33	300		
SUCO LIURAI		129	54.43	108	45.57	237		
SUB-TOTAL			2919	53.42	2545	46.58	5464	
TOTAL			12038	52.64	10830	47.36	22868	

Total de Eleitores por Distrito - Aileu

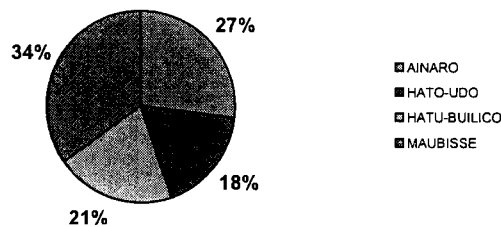


Mane/Feto - Aileu




Distrito	Subdistrito	Suco	Mane	Mane (%)	Feto	Feto (%)	Total
AINARO	AINARO	AINARO	1040	49.90	1044	50.10	2084
		CASSA	836	51.54	786	48.46	1622
		MANUTACI	497	50.05	496	49.95	993
		MAU-NUNO	336	51.38	318	48.62	654
		MAU-ULO	449	48.70	473	51.30	922
		SORO	500	49.70	506	50.30	1006
		SURO-CRAIC	493	53.65	426	46.35	919
		SUB-TOTAL	4151	50.62	4049	49.38	8200
	HATO-UDO	FOHO-AI-LICO	1165	53.10	1029	46.90	2194
		LEOLIMA	1690	51.34	1602	48.66	3292
		SUB-TOTAL	2855	52.04	2631	47.96	5486
	HATU-BUILICO	MAUCHIGA	615	50.53	602	49.47	1217
		MULO	1393	48.18	1498	51.82	2891
		NUNO-MOGUE	1135	51.90	1052	48.10	2187
	SUB-TOTAL	3143	49.93	3152	50.07	6295	
	MAUBISSE	AITUTO	1255	50.63	1224	49.37	2479
		EDI	488	52.42	443	47.58	931
		FATUBESSI	257	49.23	265	50.77	522
		HORAI-QUIC	341	48.85	357	51.15	698
		LIURAI	202	50.37	199	49.63	401
		MANLOBAS	262	52.93	233	47.07	495
		MANETU	550	50.78	533	49.22	1083
		MAUBISSE	1300	49.58	1322	50.42	2622
		MAULAU	689	50.81	667	49.19	1356
		SUB-TOTAL	5344	50.48	5243	49.52	10587
	TOTAL	15493	50.68	15075	49.32	30568	

Total de Eleitores por Distrito - Ainaro

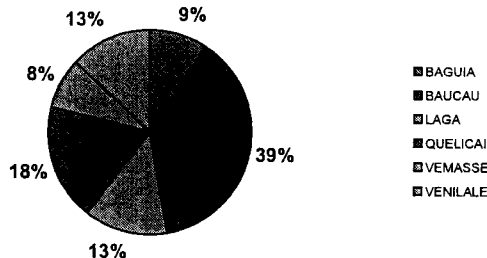


Mane/Feto - Ainaro




Distrito	Subdistrito	Suco	Mane	Mane (%)	Feto	Feto (%)	Total	
BAUCAU	BAGUIA	AFALOICAI	279	47.69	306	52.31	585	
		ALAWA CRAIK	392	50.13	390	49.87	782	
		ALAWA LETEN	210	45.16	255	54.84	465	
		DEFAWASI	223	46.27	259	53.73	482	
		HAE CONI	539	49.04	560	50.96	1099	
		LARISULA	238	47.79	260	52.21	498	
		LAVATERI	440	51.22	419	48.78	859	
		OSSO HUNA	218	48.77	229	51.23	447	
		SAMALARI	419	48.78	440	51.22	859	
		UACALA	89	51.45	84	48.55	173	
		SUB-TOTAL	3047	48.76	3202	51.24	6249	
		BAUCAU	BAHU	2545	50.89	2456	49.11	5001
			BUCOLI	709	52.52	641	47.48	1350
			BUIBAU	1190	51.27	1131	48.73	2321
	BURUMA		988	54.08	839	45.92	1827	
	CAIBADA		1075	51.44	1015	48.56	2090	
	GARIUAI		1659	51.14	1585	48.86	3244	
	SAMALARI		667	49.96	668	50.04	1335	
	SEICAL		565	49.52	576	50.48	1141	
	TIRILOLO		2309	50.64	2251	49.36	4560	
	TRILOCA		582	51.37	551	48.63	1133	
	UAILILI		1106	50.14	1100	49.86	2206	
	SUB-TOTAL		13395	51.11	12813	48.89	26208	
	LAGA		ATELARI	431	48.81	452	51.19	883
		LIBAGUA	384	48.42	409	51.58	793	
		NUNIRA	425	50.96	409	49.04	834	
		SAELARI	506	47.83	552	52.17	1058	
		SAGADATE	719	48.94	750	51.06	1469	
		SAMALARI	839	49.53	855	50.47	1694	
		SOBA	654	48.30	700	51.70	1354	
		TEQUINAUMATA	542	49.91	544	50.09	1086	
		SUB-TOTAL	4500	49.07	4671	50.93	9171	
		QUELICAI	ABAFALA	301	54.04	256	45.96	557
ABO	435		47.23	486	52.77	921		
AFAÇA	351		48.75	369	51.25	720		
BAGUIA	323		47.36	359	52.64	682		
BUALALE	221		49.66	224	50.34	445		
GURUÇA	548		51.02	526	48.98	1074		
LACOLI	436		48.50	463	51.50	899		
LAISOROLAI DE BAIXO	289		48.57	306	51.43	595		
LAISOROLAI DE CIMA	261		50.19	259	49.81	520		
LELALAI	378		48.52	401	51.48	779		
LETEMUMO	935		48.07	1010	51.93	1945		
MACALACO	296		51.57	278	48.43	574		
MALURO	388		48.32	415	51.68	803		
NAMANEI	413		51.11	395	48.89	808		
UAITAME	595		48.81	624	51.19	1219		
SUB-TOTAL	6170		49.20	6371	50.80	12541		
VE MASSÉ	CAICUA	288	53.53	250	46.47	538		
	LOILUBO	349	53.04	309	46.96	658		
	OSSOUALA	482	50.95	464	49.05	946		
	OSTICO	435	53.84	373	46.16	808		
	UAIGAE	190	51.08	182	48.92	372		
	UATO-LARI	318	49.77	321	50.23	639		
	VE MASSÉ	703	48.99	732	51.01	1435		
SUB-TOTAL	2765	51.24	2631	48.76	5396			

Total de Eleitores por Distrito - Baucau



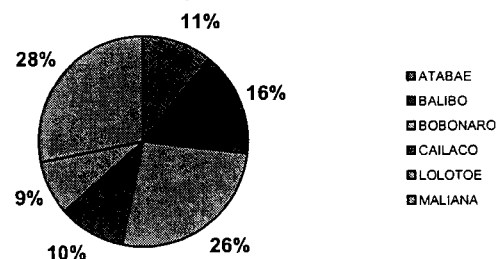
Mane/Feto - Baucau




VENILALE	BADO-HO'O	604	50.04	603	49.96	1207
	BAHA MORI	647	50.31	639	49.69	1286
	FATULIA	632	50.08	630	49.92	1262
	UAI OLI	497	50.61	485	49.39	982
	UAILAHA	331	47.97	359	52.03	690
	UATU HACO	715	48.91	747	51.09	1462
	UMA ANA ICO	510	52.04	470	47.96	980
	UMA ANA ULO	606	52.20	555	47.80	1161
SUB-TOTAL		4542	50.30	4488	49.70	9030
TOTAL		34419	50.18	34176	49.82	68595

Distrito	Subdistrito	Suco	Mane	Mane (%)	Feto	Feto (%)	Total
BOBONARO	ATABAE	AIDABALETEN	1467	52.28	1339	47.72	2806
		ATABAE	503	52.02	464	47.98	967
		HATAZ	525	47.13	589	52.87	1114
		RAIROBO	472	52.33	430	47.67	902
	SUB-TOTAL		2967	51.25	2822	48.75	5789
	BALIBO	BALIBO VILA	1127	48.83	1181	51.17	2308
		BATUGADE	509	51.41	481	48.59	990
		COWA	617	50.82	597	49.18	1214
		LEOHITO	887	51.12	848	48.88	1735
		LEOLIMA	645	49.43	660	50.57	1305
		SANIRIN	575	52.37	523	47.63	1098
	SUB-TOTAL		4360	50.40	4290	49.60	8650
	BOBONARO	AI-ASSA	580	44.89	712	55.11	1292
		ATU-ABEN	245	47.30	273	52.70	518
		BOBONARO	537	48.55	569	51.45	1106
		CARABAU	590	47.73	646	52.27	1236
		COLIMAU	384	50.93	370	49.07	754
		COTABOT	102	48.34	109	51.66	211
		ILAT-LAUN	466	46.05	546	53.95	1012
		LEBER	290	48.09	313	51.91	603
LOUR		313	46.58	359	53.42	672	
LOURBA		438	48.88	458	51.12	896	
MALE-UBU		614	50.29	607	49.71	1221	
MALILAIT		459	47.13	515	52.87	974	
MOLOP		430	47.41	477	52.59	907	
OE-LEU		225	43.95	287	56.05	512	
SIBUNI		300	48.39	320	51.61	620	
SOILESU		337	50.30	333	49.70	670	
TAPO	157	44.35	197	55.65	354		
TEBABUI	302	51.62	283	48.38	585		
SUB-TOTAL		6769	47.86	7374	52.14	14143	
CAILACO	ATUDARA	411	52.03	379	47.97	790	
	DAU UDU	133	50.19	132	49.81	265	
	GOULOLO	297	49.67	301	50.33	598	
	GUENU LAI	168	47.06	189	52.94	357	
	MANAPA	469	52.64	422	47.36	891	
	MELIGO	660	47.41	732	52.59	1392	
	PURUGOA	220	50.11	219	49.89	439	
	RAIHEU	342	51.66	320	48.34	662	
SUB-TOTAL		2700	50.06	2694	49.94	5394	
LOLOTOE	DEUDET	230	51.00	221	49.00	451	
	GILDAPIL	326	46.31	378	53.69	704	
	GUDA	329	49.85	331	50.15	660	
	LEBOS	301	47.93	327	52.07	628	
	LONTAS	196	48.76	206	51.24	402	
	LUPAL	335	50.30	331	49.70	666	
OPA	539	50.61	526	49.39	1065		
SUB-TOTAL		2256	49.30	2320	50.70	4576	
MALIANA	HOLSA	1356	51.05	1300	48.95	2656	
	LAHOMEA	1243	50.02	1242	49.98	2485	
	ODO MAU	887	49.50	905	50.50	1792	
	RAIFUN	706	49.72	714	50.28	1420	
	RITABOU	1730	50.93	1667	49.07	3397	
	SABURAI	566	48.38	604	51.62	1170	
TAPO/MEMO	1006	49.73	1017	50.27	2023		
SUB-TOTAL		7494	50.15	7449	49.85	14943	
TOTAL		26546	49.62	26949	50.38	53495	

Total de Eleitores por Distrito - Bobonaro

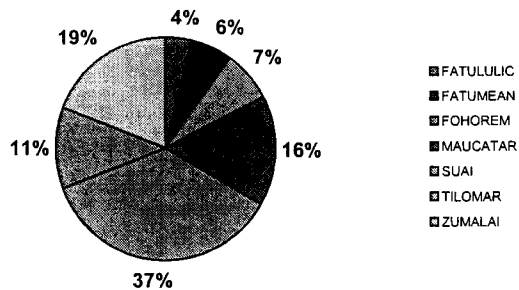


Mane/Feto - Bobonaro




Distrito	Subdistrito	Suco	Mane	Mane (%)	Feto	Feto (%)	Total
COVALIMA	FATULULIC	FATULULIC	197	53.53	171	46.47	368
		TAROMAN	415	48.09	448	51.91	863
	SUB-TOTAL		612	49.72	619	50.28	1231
	FATUMEAN	BELULIC LETE	477	49.53	486	50.47	963
		FATUMEA	280	48.03	303	51.97	583
		NANU	213	51.20	203	48.80	416
	SUB-TOTAL		970	49.44	992	50.56	1962
	FOHOREM	DATO RUA	224	49.23	231	50.77	455
		DATO TOLU	384	52.03	354	47.97	738
		FOHOREN	310	49.76	313	50.24	623
		LACTOS	268	50.95	258	49.05	526
	SUB-TOTAL		1186	50.64	1156	49.36	2342
	MAUCATAR	BELECASAC	551	48.93	575	51.07	1126
		HOLPILAT	489	49.54	498	50.46	987
		MATAI	846	49.36	868	50.64	1714
		OGUES	550	49.82	554	50.18	1104
	SUB-TOTAL		2436	49.40	2495	50.60	4931
	SUAI	BECO	1038	52.21	950	47.79	1988
		CAMENAÇA	949	50.59	927	49.41	1876
		DEBOS	2088	50.05	2084	49.95	4172
		LABARAI	651	51.26	619	48.74	1270
		SUAI LORO	963	46.70	1099	53.30	2062
	SUB-TOTAL		5689	50.04	5679	49.96	11368
	TILOMAR	BEISEUC	537	48.82	563	51.18	1100
		CASABAUC	329	49.62	334	50.38	663
		LALAWA	356	50.07	355	49.93	711
		MAUDEMO	577	51.06	553	48.94	1130
SUB-TOTAL		1799	49.92	1805	50.08	3604	
ZUMALAI	FATULETO	347	46.58	398	53.42	745	
	LEPO	402	51.34	381	48.66	783	
	LOUR	645	48.61	682	51.39	1327	
	MAPE	176	48.89	184	51.11	360	
	RAIMEA	403	49.94	404	50.06	807	
	TASHILIN	434	50.58	424	49.42	858	
	UCECAI	84	50.30	83	49.70	167	
SUB-TOTAL		3002	49.44	3070	50.56	6072	
TOTAL		15694	49.81	15816	50.19	31510	

Total de Eleitores por Distrito - Covalima

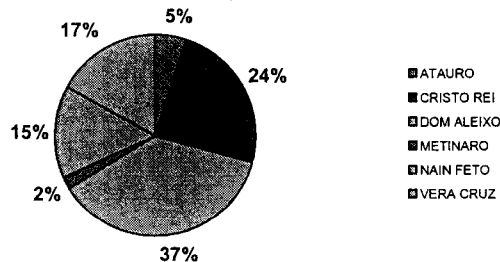


Mane/Feto - Covalima




Distrito	Subdistrito	Suco	Mane	Mane (%)	Feto	Feto (%)	Total
DILI	ATAURO	BELOI	407	48.05	440	51.95	847
		BIQUELI	718	51.88	666	48.12	1384
		MACADADE	594	52.33	541	47.67	1135
		MAQUILI	545	48.06	589	51.94	1134
		VILA MAUMETA	409	52.57	369	47.43	778
	SUB-TOTAL		2673	50.64	2605	49.36	5278
	CRISTO REI	BALIBAR	321	51.11	307	48.89	628
		BECORA	5630	53.12	4969	46.88	10599
		BIDAU SANTANA	1688	53.76	1452	46.24	3140
		CAMEA	2771	54.12	2349	45.88	5120
		CULU HUN	1765	53.63	1526	46.37	3291
		HERA	1433	53.55	1243	46.45	2676
		METIAUT	374	56.24	291	43.76	665
	SUB-TOTAL		13982	53.53	12137	46.47	26119
	DOM ALEIXO	BAIRRO PITE	7141	54.21	6033	45.79	13174
		COMORO	11516	57.03	8677	42.97	20193
		FATUHADA	3006	57.33	2237	42.67	5243
		KAMPUNG ALOR	655	57.11	492	42.89	1147
	SUB-TOTAL		22318	56.14	17439	43.86	39757
	METINARO	DUYUNG	856	53.60	741	46.40	1597
		SABULI	337	52.25	308	47.75	645
	SUB-TOTAL		1193	53.21	1049	46.79	2242
	NAIN FETO	ACADIRU HUN	996	55.74	791	44.26	1787
		BEMORI	1280	52.03	1180	47.97	2460
		BIDAU LECIDERE	451	56.30	350	43.70	801
		GRICENFOR	385	54.30	324	45.70	709
		LAHANE ORIENTAL	2714	52.98	2409	47.02	5123
SUB-TOTAL		8412	53.70	7253	46.30	15665	
VERA CRUZ	CAICOLI	1120	54.50	935	45.50	2055	
	COLMERA	494	56.26	384	43.74	878	
	DARE	746	52.20	683	47.80	1429	
	LAHANE OCIDENTAL	1398	51.62	1310	48.38	2708	
	MASCARENHAS	1471	52.18	1348	47.82	2819	
	MOTAEI	1665	53.64	1439	46.36	3104	
	VILA VERDE	2768	53.02	2453	46.98	5221	
SUB-TOTAL		9662	53.05	8552	46.95	18214	
TOTAL		58240	54.29	49035	45.71	107275	

Total de Eleitores por Distrito - Dili

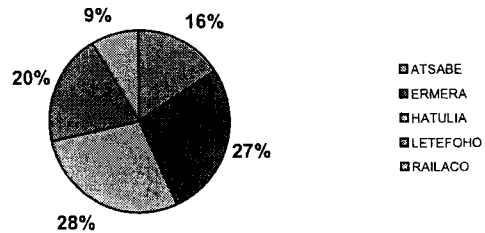


Mane/Feto - Dili




Distrito	Subdistrito	Suco	Mane	Mane (%)	Feto	Feto (%)	Total		
ERMERA	ATSABE	ATARA	728	50.03	727	49.97	1455		
		BABOICRAIC	543	49.63	551	50.37	1094		
		BABOILETEN	316	49.84	318	50.16	634		
		BATUMANO	226	50.11	225	49.89	451		
		LACAO	575	48.52	610	51.48	1185		
		LAKLO	438	52.46	397	47.54	835		
		LAUBONO	168	48.55	178	51.45	346		
		LEIMEA LETEN	521	49.10	540	50.90	1061		
		MALABE	421	49.41	431	50.59	852		
		OBULO	436	49.55	444	50.45	880		
		PARAMI	408	52.17	374	47.83	782		
		TIARLELO	126	52.07	116	47.93	242		
		SUB-TOTAL			4906	49.97	4911	50.03	9817
	ERMERA	ERMERA	ESTADO	960	51.61	900	48.39	1860	
			HUMBOE	631	51.05	605	48.95	1236	
			LAUALA	531	50.09	529	49.91	1060	
			LEGUIMEA	627	52.34	571	47.66	1198	
			MERTUTO	646	50.39	636	49.61	1282	
			POETETE	2164	50.70	2104	49.30	4268	
PONILALA			1038	51.46	979	48.54	2017		
RAIMERHEI			628	51.06	602	48.94	1230		
RIHEU			622	50.65	606	49.35	1228		
TALIMORO			831	53.34	727	46.66	1558		
SUB-TOTAL			8678	51.24	8259	48.76	16937		
HATULIA	HATULIA	ACULAU	475	50.91	458	49.09	933		
		AILELO	397	51.63	372	48.37	769		
		COILATE-LETELO	1106	49.51	1128	50.49	2234		
		FATUBESSI	1089	51.20	1038	48.80	2127		
		FATUBOLO	933	47.99	1011	52.01	1944		
		HATOLIA VILA	716	51.77	667	48.23	1383		
		LEIMEA-CRAIC	385	51.89	357	48.11	742		
		LEIMEA-SORINBALO	180	51.72	168	48.28	348		
		LISAPAT	1003	50.94	966	49.06	1969		
		MANUSAE	1231	51.42	1163	48.58	2394		
		MAU-UBO	402	51.41	380	48.59	782		
		SAMARA	176	50.00	176	50.00	352		
		URAHOU	749	50.44	736	49.56	1485		
		SUB-TOTAL			8842	50.64	8620	49.36	17462
		LETEFOHO	LETEFOHO	CATRAILETEN	767	53.90	656	46.10	1423
				DUCURAI	1358	52.29	1239	47.71	2597
ERAULO	505			53.44	440	46.56	945		
GOUOLO	428			52.26	391	47.74	819		
HATUGAU	478			52.01	441	47.99	919		
HAUPE	1417			53.07	1253	46.93	2670		
KATRAI KRAIK	546			51.85	507	48.15	1053		
LAUANA	850			52.28	776	47.72	1626		
SUB-TOTAL			6349	52.68	5703	47.32	12052		
RAILACO	RAILACO	DELESO	103	53.37	90	46.63	193		
		FATUQUERO	405	52.87	361	47.13	766		
		LIHO	309	52.46	280	47.54	589		
		MATATA	378	52.07	348	47.93	726		
		RAILACO KRAIK	365	52.82	326	47.18	691		
		RAILAKO LETEN	399	51.48	376	48.52	775		
		SAMALETE	332	49.48	339	50.52	671		
		TARACO	190	53.52	165	46.48	355		
		TOKOLULI	313	52.69	281	47.31	594		
		SUB-TOTAL			2794	52.13	2566	47.87	5360
TOTAL			31569	51.23	30059	48.77	61628		

Total de Eleitores por Distrito - Ermera

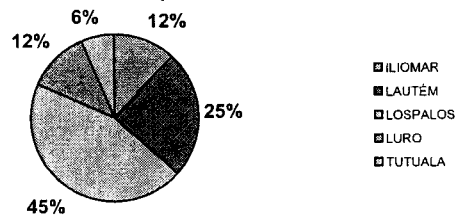


Mane/Feto - Ermera




Distrito	Subdistrito	Suco	Mane	Mane (%)	Feto	Feto (%)	Total	
LAUTÉM	ILIOMAR	ALEBERE	254	46.95	287	53.05	541	
		CAENLIO	318	47.46	352	52.54	670	
		FUAT	174	46.03	204	53.97	378	
		ILIOMAR 1	425	45.80	503	54.20	928	
		ILIOMAR 2	350	47.81	382	52.19	732	
		TIRILOLO	428	46.17	499	53.83	927	
		SUB-TOTAL			1949	46.67	2227	53.33
	LAUTÉM	LAUTÉM	BADURO	282	46.31	327	53.69	609
			COM	688	48.21	739	51.79	1427
			DAUDERE	504	52.12	463	47.88	967
			EUQUISI	337	50.45	331	49.55	668
			ILILAI	225	47.27	251	52.73	476
			MAINA 1	353	46.82	401	53.18	754
MAINA 2			427	45.82	505	54.18	932	
PAIRARA			434	48.55	460	51.45	894	
PARLAMENTO	664	49.22	685	50.78	1349			
SERELAU	274	45.07	334	54.93	608			
SUB-TOTAL			4188	48.23	4496	51.77	8684	
LOSPALOS	LOSPALOS	BAURO	679	47.05	764	52.95	1443	
		CACAVEI	325	44.52	405	55.48	730	
		FUILORO	3499	50.41	3442	49.59	6941	
		HOME	578	47.89	629	52.11	1207	
		LEURO	216	43.99	275	56.01	491	
		LORE 1	618	46.54	710	53.46	1328	
		LORE 2	281	47.47	311	52.53	592	

Total de Eleitores por Distrito - Lautém



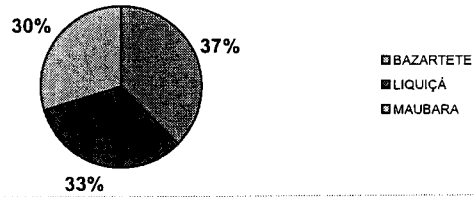
Mane/Feto - Lautém



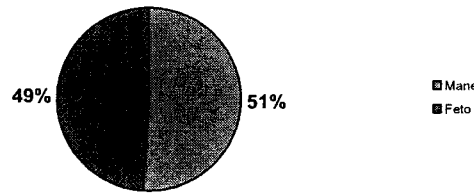
	MUAPITINE	481	50.21	477	49.79	958
	RAÇA	371	49.80	374	50.20	745
	SOURO	696	48.91	727	51.09	1423
	SUB-TOTAL	7744	48.83	8114	51.17	15858
LURO	AFABUBU	141	53.41	123	46.59	264
	BARICAFÁ	304	47.80	332	52.20	636
	COTAMUTU	567	51.04	544	48.96	1111
	LACAWA	175	50.58	171	49.42	346
	LURO	610	49.23	629	50.77	1239
	WAIROQUE	317	51.38	300	48.62	617
	SUB-TOTAL	2114	50.18	2099	49.82	4213
TUTUALA	MEHARA	621	47.26	693	52.74	1314
	TUTUALA	447	46.81	508	53.19	955
	SUB-TOTAL	1068	47.07	1201	52.93	2269
	TOTAL	17063	48.47	18137	51.53	35200

Distrito	Subdistrito	Suco	Mane	Mane (%)	Feto	Feto (%)	Total
LIQUIÇÁ	BAZARTETE	FAHILEBO	340	47.62	374	52.38	714
		FATUMASI	541	48.83	567	51.17	1108
		LAUHATA	854	50.00	854	50.00	1708
		LEOREMA	1432	50.10	1426	49.90	2858
		MAUMETA	859	49.34	882	50.66	1741
		METAGOU	556	52.01	513	47.99	1069
		MOTAUUN	557	52.10	512	47.90	1069
		TIBAR	997	51.29	947	48.71	1944
		ULMERA	826	51.79	769	48.21	1595
		SUB-TOTAL	6962	50.43	6844	49.57	13806
	LIQUIÇÁ	ACUMANU	606	54.30	510	45.70	1116
		DARULETE	437	50.64	426	49.36	863
		DATO	2294	51.23	2184	48.77	4478
HATUQUESSI		1192	50.49	1169	49.51	2361	
LEOTALA		727	51.52	684	48.48	1411	
LOIDAHAR		637	52.86	568	47.14	1205	
MAUBARA	LUCULAI	304	54.77	251	45.23	555	
	SUB-TOTAL	6197	51.69	5792	48.31	11989	
	GUGLEUR	1157	51.22	1102	48.78	2259	
	GUIÇO	557	50.91	537	49.09	1094	
	LISSADILA	673	53.33	589	46.67	1262	
	MAUBARALISSA	559	51.19	533	48.81	1092	
	VATUBORO	663	50.42	652	49.58	1315	
VATUVOU	1232	53.13	1087	46.87	2319		
VAVIQUINIA	786	50.51	770	49.49	1556		
	SUB-TOTAL	5627	51.64	5270	48.36	10897	
	TOTAL	18786	51.20	17906	48.80	36692	

Total de Eleitores por Distrito - Liquiçá

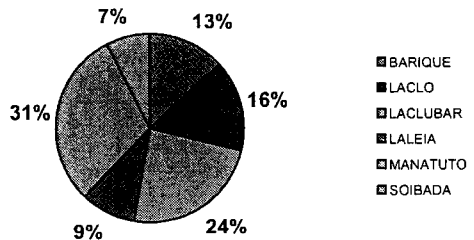


Mane/Feto - Liquiçá




Distrito	Subdistrito	Suco	Mane	Mane (%)	Feto	Feto (%)	Total
MANATUTO	BARIQUE	ABAT OAN / FATUWAQUE	315	54.12	267	45.88	582
		AUBEON	249	51.34	236	48.66	485
		BARIQUE	176	49.86	177	50.14	353
		MANEHAT	250	49.80	252	50.20	502
		UMA BOCO	731	56.32	567	43.68	1298
		SUB-TOTAL	1721	53.45	1499	46.55	3220
	LACLO	HOHORAI	245	50.10	244	49.90	489
		LACUMESAC	602	51.99	556	48.01	1158
		UMA CADUAC	785	50.61	766	49.39	1551
		UMA NARUC	293	52.14	269	47.86	562
		SUB-TOTAL	1925	51.20	1835	48.80	3760
	LACLUBAR	BATARA	511	48.90	534	51.10	1045
		FATUMAQUEREC	275	47.01	310	52.99	585
		FUNAR	377	48.77	396	51.23	773
		MANELIMA	482	47.63	530	52.37	1012
		ORLALAN	984	49.55	1002	50.45	1986
		SANANAIN	193	49.23	199	50.77	392
		SUB-TOTAL	2822	48.71	2971	51.29	5793
	LALEIA	CAIRUI	530	50.05	529	49.95	1059
HATURALAN		306	51.52	288	48.48	594	
LIFAU		316	50.00	316	50.00	632	
	SUB-TOTAL	1152	50.42	1133	49.58	2285	
MANATUTO	AILILI	534	51.45	504	48.55	1038	
	AITEAS	958	50.58	936	49.42	1894	
	CRIBAS	620	50.04	619	49.96	1239	
	ILIHEU	504	50.96	485	49.04	989	
	MA'ABAT	232	53.09	205	46.91	437	
	SAU	887	52.45	804	47.55	1691	
	SUB-TOTAL	3735	51.25	3553	48.75	7288	
SOIBADA	FATUMAQUEREC	128	48.30	137	51.70	265	
	LEO- HAT	243	52.60	219	47.40	462	
	MANLALA	184	49.33	189	50.67	373	
	MANUFAHI	211	50.12	210	49.88	421	
	SAMORO	143	49.83	144	50.17	287	
	SUB-TOTAL	909	50.28	899	49.72	1808	
	TOTAL	11355	50.81	10991	49.19	22346	

Total de Eleitores por Distrito - Manatuto

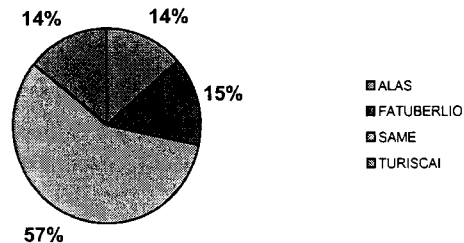


Mane/Feto - Manatuto




Distrito	Subdistrito	Suco	Mane	Mane (%)	Feto	Feto (%)	Total	
MANUFAHI	ALAS	AITUHA	206	51.63	193	48.37	399	
		DOTIK	400	53.33	350	46.67	750	
		MAHAQUIDAN	525	52.71	471	47.29	996	
		TAITUDAC	501	50.10	499	49.90	1000	
		UMA BERLOIC	324	50.47	318	49.53	642	
	SUB-TOTAL			1956	51.65	1831	48.35	3787
	FATUBERLIO	BUBUSSUSO	250	49.41	256	50.59	506	
		CAICASSA	236	52.91	210	47.09	446	
		CLACUC	659	51.73	615	48.27	1274	
		FAHINEHAN	380	50.87	367	49.13	747	
		FATUKAHI	567	52.16	520	47.84	1087	
	SUB-TOTAL			2092	51.53	1968	48.47	4060
	SAME	BABULO	1205	52.53	1089	47.47	2294	
		BETANO	1474	51.25	1402	48.75	2876	
		DAI-SUA	761	50.77	738	49.23	1499	
		GROTU	382	54.34	321	45.66	703	
		HOLARUA	1741	52.08	1602	47.92	3343	
		LETEFOHO	1809	51.52	1702	48.48	3511	
		ROTUTO	360	52.48	326	47.52	686	
		TUTULURO	528	54.43	442	45.57	970	
		SUB-TOTAL			8260	52.01	7622	47.99
	TURISCAI	AITEMUA	214	51.69	200	48.31	414	
		BEREMANA	207	52.01	191	47.99	398	
		CAIMAU	318	50.40	313	49.60	631	
		FATUCALO	81	48.21	87	51.79	168	
		FOHOLAU	93	51.96	86	48.04	179	
		LESSUATA	116	56.59	89	43.41	205	
		LIURAI	209	53.32	183	46.68	392	
		MANUMERA	317	52.66	285	47.34	602	
		MATOREC	125	51.87	116	48.13	241	
		MINDELO	161	53.49	140	46.51	301	
		ORANA	192	52.89	171	47.11	363	
		SUB-TOTAL			2033	52.21	1861	47.79
TOTAL			14341	51.92	13282	48.08	27623	

Total de Eleitores por Distrito - Manufahi

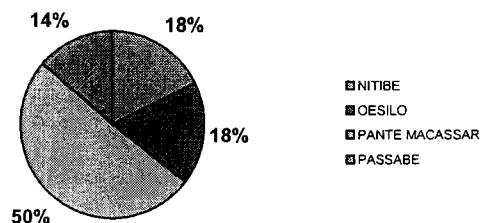


Mane/Feto - Manufahi




Distrito	Subdistrito	Suco	Mane	Mane (%)	Feto	Feto (%)	Total	
OECUSSE	NITIBE	BANAFI	534	48.50	567	51.50	1101	
		BENEUFE	646	52.14	593	47.86	1239	
		LELAUFE	965	48.44	1027	51.56	1992	
		SUNIUFE	411	48.58	435	51.42	846	
		USITACO	668	51.03	641	48.97	1309	
	SUB-TOTAL			3224	49.70	3263	50.30	6487
	OESILO	BOBOMETO	1968	49.15	2036	50.85	4004	
		USITAUENO	262	47.64	288	52.36	550	
		USITASAE	953	49.61	968	50.39	1921	
	SUB-TOTAL			3183	49.16	3292	50.84	6475
	PANTE MACASSAR	BOBOCASSE	620	49.13	642	50.87	1262	
		COSTA	3178	51.78	2959	48.22	6137	
		CUNHA	1346	51.33	1276	48.67	2622	
		LALISUC	797	49.84	802	50.16	1599	
		LIFAU	589	47.69	646	52.31	1235	
		NAIMECO	1002	49.34	1029	50.66	2031	
		NIPANE	348	47.28	388	52.72	736	
	TAIBOCO	1449	48.46	1541	51.54	2990		
	SUB-TOTAL			9329	50.12	9283	49.88	18612
	PASSABE	ABANI	1904	47.85	2075	52.15	3979	
		MALELAT	460	47.67	505	52.33	965	
	SUB-TOTAL			2364	47.82	2580	52.18	4944
	TOTAL			18100	49.56	18418	50.44	36518

Total de Eleitores por Distrito - Oecusse

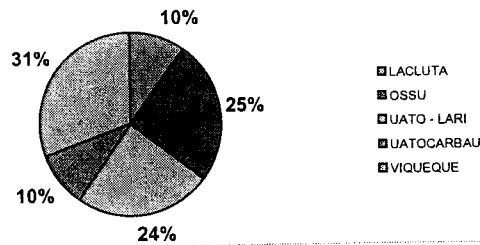


Mane/Feto - Oecusse



Distrito	Subdistrito	Suco	Mane	Mane (%)	Feto	Feto (%)	Total	
VIQUEQUE	LACLUTA	AHIC	589	52.03	543	47.97	1132	
		DILOR	528	51.31	501	48.69	1029	
		LALINE	397	49.13	411	50.87	808	
		UMA TOLU	702	52.86	626	47.14	1328	
	SUB-TOTAL			2216	51.57	2081	48.43	4297
	OSSU	BUILALE	508	50.75	493	49.25	1001	
		LIARUCA	386	46.39	446	53.61	832	
		LOI-HUNO	465	48.69	490	51.31	955	
		NAHARECA	540	47.75	591	52.25	1131	
		OSSORUA	849	50.30	839	49.70	1688	
OSSU DE CIMA		1139	48.88	1191	51.12	2330		
UABUBO		832	48.65	878	51.35	1710		
UAGIA		417	47.28	465	52.72	882		
UAIBOBO		257	49.81	259	50.19	516		
SUB-TOTAL			5393	48.83	5652	51.17	11045	
UATO - LARI	AFALOICAI	1075	49.33	1104	50.67	2179		
	BABULO	579	49.23	597	50.77	1176		
	MACADIQUE	1431	47.83	1561	52.17	2992		
	MATAHOI	1223	48.84	1281	51.16	2504		
	UAITAME	397	46.98	448	53.02	845		
	VESSORU	436	49.77	440	50.23	876		
SUB-TOTAL			5141	48.63	5431	51.37	10572	
UATOCARBAU	AFALOICAI	406	50.06	405	49.94	811		
	BAHATATA	199	48.42	212	51.58	411		
	IRABIN DE BAIXO	555	49.20	573	50.80	1128		
	IRABIN DE CIMA	249	46.37	288	53.63	537		
	LOI ULO	213	49.42	218	50.58	431		
	UANIUMA	488	48.85	511	51.15	999		
SUB-TOTAL			2110	48.88	2207	51.12	4317	
VIQUEQUE	BAHALARAUAIN	1097	51.75	1023	48.25	2120		
	BIBILEO	550	49.55	560	50.45	1110		
	CARAUBALO	1655	51.83	1538	48.17	3193		
	FATUDERE	114	45.78	135	54.22	249		
	LUCA	466	52.48	422	47.52	888		
	MALURU	208	49.52	212	50.48	420		
	UAI-MORI	473	50.43	465	49.57	938		
	UMA QUIC	666	51.27	633	48.73	1299		
	UMA UAIN CRAIC	908	49.00	945	51.00	1853		
	UMA UAIN LETEN	580	49.96	581	50.04	1161		
	SUB-TOTAL			6717	50.77	6514	49.23	13231
TOTAL			21577	49.65	21885	50.35	43462	

Total de Eleitores por Distrito - Viqueque



Mane/Feto - Viqueque

